

ORNAMENTAL AND STRUCTURAL STAINLESS STEEL ROUND TUBING
20 FT. RANDOM LENGTHS


SIZE	WT. PER 20' LENGTH	304/304L	316/316L
1" x .049	10	■	
1" x .065	13	■	■
1" x .083	17	■	
1" x .120	23	■	■
1-1/2" x .049	16	■	
1-1/2" x .065	20	■	■
1-1/2" x .083	26	■	
1-1/2" x .120	36	■	■
2" x .065	27	■	■
2" x .083	34	■	■
2" x .120	49	■	■
2-1/2" x .065	34	■	■
2-1/2" x .083	43	■	
2-1/2" x .120	61	■	
3" x .120	74	■	■
4" x .120	100	■	■

#4 FINISH AVAILABLE UPON REQUEST
OTHER SIZES AVAILABLE UPON REQUEST

STAINLESS STEEL RECTANGULAR TUBING
20 FT. RANDOM LENGTHS

SIZE	WT. PER 20' LENGTH	304/304L	316/316L
1/2" x 1" x .065	13	■	
1/2" x 1-1/2" x .065	17	■	
3/4" x 1-1/2" x .065	19	■	
1" x 1-1/2" x .065	21	■	
1" x 1-1/2" x .120	38	■	
1" x 2" x .065	26	■	■
1" x 2" x .120	46	■	■
1" x 3" x .120	62	■	■
1-1/2" x 2" x .065	30	■	
1-1/2" x 2" x .120	54	■	
2" x 3" x .120	78	■	■
2" x 3" x .180	114	■	■
2" x 4" x .120	94	■	■
2" x 4" x .180	139	■	
2" x 4" x .250	179	■	■
2" x 5" x .120	114	■	
2" x 5" x .180	162	■	
2" x 6" x .180	186	■	
3" x 4" x .120	111	■	
3" x 4" x .180	163	■	
3" x 4" x .250	227	■	
3" x 5" x .180	186	■	

#4 FINISH AVAILABLE UPON REQUEST
OTHER SIZES AVAILABLE UPON REQUEST



STAINLESS STEEL SQUARE TUBING


20 FT. RANDOM LENGTHS

SIZE	WT. PER 20' LENGTH	304/304L	316/316L
1/2" x 1/2" x .065	8	■	
3/4" x 3/4" x .065	13	■	■
1" x 1" x .049	13	■	
1" x 1" x .065	17	■	■
1" x 1" x .083	21	■	
1" x 1" x .120	29	■	■
1-1/4" x 1-1/4" x .065	21	■	■
1-1/4" x 1-1/4" x .083	27	■	
1-1/4" x 1-1/4" x .120	37	■	■
1-1/2" x 1-1/2" x .049	20	■	
1-1/2" x 1-1/2" x .065	26	■	■
1-1/2" x 1-1/2" x .083	32	■	
1-1/2" x 1-1/2" x .120	42	■	■
1-1/2" x 1-1/2" x .180	65	■	■
1-3/4" x 1-3/4" x .065	32	■	
1-3/4" x 1-3/4" x .083	41	■	
1-3/4" x 1-3/4" x .120	54	■	
2" x 2" x .065	35	■	■
2" x 2" x .083	44	■	
2" x 2" x .120	62	■	■
2" x 2" x .180	90	■	■
2" x 2" x .250	121	■	■
2-1/2" x 2-1/2" x .120	78	■	
2-1/2" x 2-1/2" x .180	114	■	
2-1/2" x 2-1/2" x .250	143	■	
3" x 3" x .120	94	■	■
3" x 3" x .180	139	■	■
3" x 3" x .250	180	■	■
4" x 4" x .120	126	■	■
4" x 4" x .180	186	■	■
4" x 4" x .250	254	■	■
4" x 4" x .375	371	■	■
5" x 5" x .180	238	■	
5" x 5" x .250	327	■	■
5" x 5" x .375	471	■	
6" x 6" x .120	194	■	
6" x 6" x .180	291	■	
6" x 6" x .250	381	■	■
6" x 6" x .375	571	■	
6" x 6" x .500	748	■	
8" x 8" x .180	393	■	
8" x 8" x .250	521	■	
8" x 8" x .375	771	■	
8" x 8" x .500	1015	■	
10" x 10" x .250	655	■	

#4 FINISH AVAILABLE UPON REQUEST
OTHER SIZES AVAILABLE UPON REQUEST

STAINLESS STEEL ROUND BAR
12 FT. RANDOM LENGTHS

SIZE	WT. PER 12' LENGTH	303	304/304L	316/316L
3/32"	.28	■	■	
1/8"	.50	■	■	■
5/32"	.78	■	■	
3/16"	1.13	■	■	■
7/32"	1.54	■	■	
1/4"	2.00	■	■	■
9/32"	3	■	■	
5/16"	4	■	■	■
3/8"	5	■	■	■
13/32"	6	■	■	■
7/16"	7	■	■	■
1/2"	9	■	■	■
9/16"	11	■	■	■
5/8"	13	■	■	■
11/16"	16	■	■	■
3/4"	19	■	■	■
13/16"	22	■	■	■
7/8"	25	■	■	■
15/16"	29	■	■	■
1"	33	■	■	■
1-1/16"	37	■	■	■
1-1/8"	41	■	■	■
1-3/16"	46	■	■	■
1-1/4"	51	■	■	■
1-5/16"	56	■	■	■
1-3/8"	61	■	■	■
1-7/16"	67	■	■	■
1-1/2"	73	■	■	■
1-9/16"	79	■	■	■
1-5/8"	85	■	■	■
1-11/16"	92	■	■	■
1-3/4"	99	■	■	■
1-13/16"	106	■	■	■
1-7/8"	113	■	■	■
1-15/16"	121	■	■	■
2"	129	■	■	■
2-1/8"	145	■	■	■
2-3/16"	154	■	■	■
2-1/4"	145	■	■	■
2-3/8"	181	■	■	■
2-7/16"	191	■	■	■
2-1/2"	201	■	■	■
2-5/8"	221	■	■	■
2-3/4"	243	■	■	■
2-7/8"	265	■	■	■
3"	289	■	■	■



STAINLESS STEEL ROUND BAR (CONT.)


12 FT. RANDOM LENGTHS

SIZE	WT. PER 12' LENGTH	303	304/304L	316/316L
3-1/8"	313	■	■	■
3-1/4"	339	■	■	■
3-3/8"	366	■	■	■
3-1/2"	393	■	■	■
3-5/8"	422	■	■	■
3-3/4"	451	■	■	■
4"	513	■	■	■
4-1/4"	579	■	■	■
4-1/2"	649	■	■	■
4-3/4"	723	■	■	■
5"	801	■	■	■
5-1/4"	884	■	■	■
5-1/2"	970	■	■	■
5-3/4"	1060	■	■	■
6"	1154	■	■	■
6-1/4"	1252	■	■	■
6-1/2"	1354	■	■	■
6-3/4"	1461	■	■	■
7"	1571	■	■	■
7-1/2"	1803	■	■	■
8"	2052	■	■	■
8-1/2"	2315	■	■	■
9"	2596	■	■	■
9-1/2"	2895	■	■	■
10"	3204	■	■	■
10=1/2"	3537	■	■	■
11"	3881	■	■	■
12"	4627	■	■	■

#4 FINISH AVAILABLE UPON REQUEST
 OTHER SIZES AVAILABLE UPON REQUEST

STAINLESS STEEL FLAT BAR
12 FT. RANDOM LENGTHS

SIZE	WT. PER 12' LENGTH	304/304L	316/316L
1/8" x 1/2"	3	■	■
1/8" x 3/4"	4	■	■
1/8" x 1"	6	■	■
1/8" x 1-1/4"	7	■	■
1/8" x 1-1/2"	8	■	■
1/8" x 1-3/4"	9	■	■
1/8" x 2"	11	■	■
1/8" x 2-1/2"	13	■	■
1/8" x 3"	16	■	■
1/8" x 4"	31	■	■
1/8" x 6"	46	■	■
3/16" x 1/2"	4	■	■
3/16" x 5/8"	5	■	■
3/16" x 3/4"	6	■	■
3/16" x 1"	8	■	■
3/16" x 1-1/4"	10	■	■
3/16" x 1-1/2"	12	■	■
3/16" x 1-3/4"	14	■	■
3/16" x 2"	16	■	■
3/16" x 2-1/2"	20	■	■
3/16" x 3"	23	■	■
3/16" x 4"	31	■	■
3/16" x 6"	46	■	■
1/4" x 1/2"	6	■	■
1/4" x 5/8"	7	■	■
1/4" x 3/4"	8	■	■
1/4" x 1"	11	■	■
1/4" x 1-1/4"	13	■	■
1/4" x 1-1/2"	16	■	■
1/4" x 1-3/4"	18	■	■
1/4" x 2"	21	■	■
1/4" x 2-1/2"	26	■	■
1/4" x 3"	31	■	■
1/4" x 3-1/2"	36	■	■
1/4" x 4"	41	■	■
1/4" x 5"	51	■	■
1/4" x 6"	62	■	■
1/4" x 8"	82	■	■
5/16" x 1"	13	■	
15/16" x 1-1/4"	16	■	
5/16" x 1-1/2"	20	■	
5/16" x 2"	26	■	
5/16" x 2-1/2"	32	■	
5/16" x 3"	39	■	
5/16" x 4"	52	■	
3/8" x 1/2"	8	■	■



STAINLESS STEEL FLAT BAR (CONT.)

12 FT. RANDOM LENGTHS


SIZE	WT. PER 12' LENGTH	304/304L	316/316L
3/8" x 3/4"	12	■	■
3/8" x 1"	16	■	■
3/8" x 1-1/4"	20	■	■
3/8" x 1-1/2"	23	■	■
3/8" x 1-3/4"	27	■	■
3/8" x 2"	31	■	■
3/8" x 2-1/2"	39	■	■
3/8" x 3"	46	■	■
3/8" x 3-1/2"	54	■	■
3/8" x 4"	62	■	■
3/8" x 5"	77	■	■
3/8" x 6"	92	■	■
3/8" x 8"	123	■	■
1/2" x 3/4"	16	■	■
1/2" x 1"	21	■	■
1/2" x 1-1/4"	26	■	■
1/2" x 1-1/2"	31	■	■
1/2" x 1-3/4"	36	■	■
1/2" x 2"	41	■	■
1/2" x 2-1/2"	51	■	■
1/2" x 3"	62	■	■
1/2" x 3-1/2"	72	■	■
1/2" x 4"	82	■	■
1/2" x 5"	102	■	■
1/2" x 6"	123	■	■
1/2" x 8"	164	■	■
5/8" x 3/4"	20	■	■
5/8" x 1"	26	■	■
5/8" x 1-1/4"	32	■	■
5/8" x 1-1/2"	39	■	■
5/8" x 2"	51	■	■
5/8" x 2-1/2"	64	■	■
5/8" x 3"	77	■	■
5/8" x 3-1/2"	90	■	■
5/8" x 4"	102	■	■
5/8" x 5"	128	■	■
5/8" x 6"	153	■	■
3/4" x 1"	31	■	■
3/4" x 1-1/4"	39	■	■
3/4" x 1-1/2"	46	■	■
3/4" x 1-3/4"	54	■	■
3/4" x 2"	62	■	■
3/4" x 2-1/2"	77	■	■
3/4" x 3"	92	■	■
3/4" x 3-1/2"	108	■	■
3/4" x 4"	123	■	■

STAINLESS STEEL FLAT BAR (CONT.)

12 FT. RANDOM LENGTHS

SIZE	WT. PER 12' LENGTH	304/304L	316/316L
3/4" x 5"	153	■	■
3/4" x 6"	184	■	■
1" x 1-1/4"	51	■	■
1" x 1-1/2"	62	■	■
1" x 1-3/4"	72	■	■
1" x 2"	82	■	■
1" x 2-1/2"	102	■	■
1" x 3"	123	■	■
1" x 3-1/2"	143	■	■
1" x 4"	164	■	■
1" x 5"	204	■	■
1" x 6"	245	■	■
1-1/4" x 1-1/2"	77	■	■
1-1/4" x 2"	102	■	■
1-1/4" x 2-1/2"	128	■	■
1-1/4" x 3"	153	■	■
1-1/4" x 4"	204	■	■
1-1/2" x 2"	123	■	■
1-1/2" x 2-1/2"	153	■	■
1-1/2" x 3"	184	■	■
1-1/2" x 4"	245	■	■
1-1/2" x 6"	368	■	■
2" x 3"	245	■	■
2" x 4"	327	■	■

#4 FINISH AVAILABLE UPON REQUEST
OTHER SIZES AVAILABLE UPON REQUEST



STAINLESS STEEL SQUARES ANNEALED AND COLD DRAWN 12-14 FT. LENGTHS

SIZE	WT. PER 12' LENGTH	303	304/304L	316/316L
1/8"	.64		■	
3/16"	1		■	
1/4"	3	■	■	■
5/16"	4	■	■	■
3/8"	6		■	
7/16"	8	■	■	
1/2"	10	■	■	■
5/8"	16	■	■	■
3/4"	23	■	■	■
7/8"	31		■	
1"	41	■	■	
1-1/8"	52	■	■	
1-1/4"	64	■	■	■
1-3/8"	77.14			
1-1/2"	92	■	■	■
1-3/4"	124.92			■
2"	163.20			■
2-1/2"	255.20			■
3"	368	■		

STAINLESS STEEL HEXAGONS ANNEALED AND COLD DRAWN 10-14 FT. LENGTHS


SIZE	WT. PER 12' LENGTH	303	304/304L	316/316L
3/16"	1.25	■		
1/4"	2.21	■		
5/16"	3.46	■		
3/8"	4.97	■		■
7/16"	6.77	■		■
1/2"	8.83	■		■
9/16"	11.18	■	■	■
5/8"	13.80	■		
11/16"	16.70	■		
3/4"	19.87	■	■	■
13/16"	23.33	■		
7/8"	27.05	■	■	■
15/16"	31.06	■		
1"	35.33	■	■	■
1-1/16"	39.84	■		
1-1/8"	44.72	■	■	
1-3/16"	49.82	■		
1-1/4"	55.21	■	■	■
1-5/16"	60.86	■		
1-3/8"	66.80	■	■	■
1-1/2"	79.51	■	■	■
1-5/8"	93.29	■		■
1-3/4"	108.24	■	■	■
1-7/8"	124.20	■		
2"	141.36	■	■	■
2-1/8"	159.60	■		■
2-1/4"	178.92	■		■
2-1/2"	220.80	■		■

STAINLESS STEEL PIPE

20 FT. RANDOM LENGTHS

SIZE	SCH	WT. PER 20' LENGTH	304/304L WELDED	316/316L WELDED
3/4"	10	17.20	■	
1"	10	28.00	■	■
1-1/4"	10	36.2	■	■
1-1/2"	10	41.60	■	■
2"	10	52.80	■	■
2-1/2"	10	70.60	■	■
3"	10	86.6	■	■
3-1/2"	10	99.40	■	
4"	10	112.20	■	
1/8"	40	4.89	■	
1/4"	40	8.5	■	■
3/8"	40	11.36	■	■
1/2"	40	17.02	■	■
3/4"	40	22.63	■	■
1"	40	33.58	■	■
1-1/4"	40	45.46	■	■
1-1/2"	40	54.36	■	■
2"	40	73.06	■	■
2-1/2"	40	115.86	■	■
3"	40	151.52	■	■
3-1/2"	40	182.18	■	■
4"	40	217.80	■	■
6"	40	383.00	■	■
8"				
10"				
12"				

OTHER SIZES AVAILABLE UPON REQUEST
SPECIAL GRADES ALSO AVAILABLE. POLISHED OD AVAILABLE.



STAINLESS STEEL UNEQUAL LEG ANGLES

H.R.A.P. 20 FT. RANDOM LENGTHS

SIZE	WT. PER 20' LENGTH	304/304L	316L
3" x 1-1/2" x 3/16"	56.20	■	■
3" x 1-1/2" x 1/4"	72	■	■
3" x 2" x 3/16"	64	■	■
3" x 2" x 1/4"	82	■	■
3" x 2" x 3/8"	120	■	■
4" x 3" x 1/4"	114	■	■
4" x 3" x 3/8"	170.00	■	■
5" x 3" x 1/4"	132	■	■
5" x 3" x 3/8"	196	■	■
6" x 4" x 1/4"	166.00	■	■
6" x 4" x 3/8"	48	■	■


STAINLESS STEEL EQUAL LEG ANGLES

H.R.A.P. 20 FT. RANDOM LENGTHS

SIZE	WT. PER 20' LENGTH	304/304L	316L
3/4" x 3/4" x 1/8"	11.80	■	■
1" x 1" x 1/8"	16.00	■	■
1" x 1" x 3/16"	23.20	■	■
1" x 1" x 1/4"	29.8	■	■
1-1/4" x 1-1/4" x 1/8"	20.20	■	■
1-1/4" x 1-1/4" x 3/16"	29.60	■	■
1-1/4" x 1-1/4" x 1/4"	38.40	■	■
1-1/2" x 1-1/2" x 1/8"	24.60	■	■
1-1/2" x 1-1/2" x 3/16"	36.00	■	■
1-1/2" x 1-1/2" x 1/4"	46.80	■	■
2" x 2" x 1/8"	33.00	■	■
2" x 2" x 3/16"	48.80	■	■
2" x 2" x 1/4"	63.80	■	■
2" x 2" x 3/8"	94.00	■	■
2-1/2" x 2-1/2" x 3/16"	61.40	■	■
2-1/2" x 2-1/2" x 1/4"	85.00	■	■
2-1/2" x 2-1/2" x 3/8"	118.00	■	■
3" x 3" x 3/16"	74.20	■	■
3" x 3" x 1/4"	98.00	■	■
3" x 3" x 3/8"	114.00	■	■
3" x 3" x 1/2"	191.40	■	■
3-1/2" x 3-1/2" x 1/4"	119.60	■	■
3-1/2" x 3-1/2" x 3/8"	173.40	■	■
4" x 4" x 1/4"	132.00	■	■
4" x 4" x 3/8"	196.00	■	■
4" x 4" x 1/2"	256.00	■	■
5" x 5" x 3/8"	246.00	■	■
6" x 6" x 3/8"	298.00	■	■

STAINLESS STEEL SHEETS
COLD ROLLED

GAUGE	SIZE	WEIGHT	304/304L	316/316L	GAUGE	SIZE	WEIGHT	304/304L	316/316L
7 (.187)	48" x 96"	252			16 (.060)	48" x 96"	81		
	48" x 120"	315				48" x 120"	101		
	48" x 144"	378				48" x 144"	121		
	60 x 96"	315				60 x 96"	101		
	60" x 120"	394				60" x 120"	126		
	60" x 144"	473				60" x 144"	152		
10 (.135)	48" x 96"	182			18 (.048)	48" x 96"	65		
	48" x 120"	227				48" x 120"	81		
	48" x 144"	273				48" x 144"	97		
	60 x 96"	227				60" x 120"	101		
	60" x 120"	284			20 (.036)	48" x 120"	61		
	60" x 144"	341							
	72" x 96"	273							
	72" x 120"	341							
	72" x 144"	409							
11 (.120)	48" x 96"	162							
	48" x 120"	202							
	48" x 144"	242							
	60 x 96"	202							
	60" x 120"	252							
	60" x 144"	303							
12 (.105)	48" x 96"	142							
	48" x 120"	177							
	48" x 144"	212							
	60 x 96"	177							
	60" x 120"	221							
	60" x 144"	265							
	72" x 96"	212							
	72" x 120"	265							
	72" x 144"	318							
14 (.075)	48" x 96"	101			<p>CUT TO LENGTH AND POLISH OTHER LENGTHS AVAILABLE</p> <p><i>According to ASME SA 240 (ASTM A240), ASTM A 480. Shearing and plasma cutting to size or special shapes upon request. PVC coating: 1 and 2 side, Pit Free Dairy Polish.</i></p>				
	48" x 120"	126							
	48" x 144"	152							
	60 x 96"	126							
	60" x 120"	158							
	60" x 144"	189							
	72" x 96"	152							
	72" x 120"	189							
	72" x 144"	227							



STAINLESS STEEL PLATES

- Hot rolled, Annealed and Pickled, (Type 304/304L, 316/316L)
- Other Alloys available upon request.

SIZE	WEIGHT	SIZE	WEIGHT	SIZE	WEIGHT
3/16" x 48" CTL	8.579 PSF	5/16" x 96" x 240"	13.75 PSF	1-1/2" x 96" x 240"	63.34 PSF
3/16" x 60" CTL	8.579 PSF	3/8" x 60" x 240"	16.5 PSF	1-3/4" x 96" x 240"	73.37 PSF
3/16" x 60" x 240"	8.579 PSF	3/8" x 72" x 240"	16.5 PSF	2" x 96" x 240"	84.01 PSF
3/16" x 72" x 240"	8.579 PSF	3/8" x 96" x 240"	16.5 PSF	2-1/4" x 96" x 240"	94.70 PSF
3/16" x 96" x 240"	8.579 PSF	1/2" x 72" x 240"	21.66 PSF	2-1/2" x 96" x 240"	105.10 PSF
1/4" x 48" CTL	11.16 PSF	1/2" x 96" x 240"	21.66 PSF	2-3/4" x 96" x 240"	115.40 PSF
1/4" x 60" CTL	11.16 PSF	5/8" x 72" x 240"	26.83 PSF	3" x 96" x 240"	126.30 PSF
1/4" x 60" x 240"	11.16 PSF	5/8" x 96" x 240"	26.83 PSF		
1/4" x 72" x 240"	11.16 PSF	3/4" x 96" x 240"	32.12 PSF		
1/4" x 96" x 240"	11.16 PSF	7/8" x 96" x 240"	37.29 PSF		
5/16" x 60" CTL	13.75 PSF	1" x 96" x 240"	42.67 PSF		
5/16" x 60" x 240"	13.75 PSF	1-1/8" x 96" x 240"	47.83 PSF		
5/16" x 72" x 240"	13.75 PSF	1-1/4" x 96" x 240"	53.00 PSF		

• ESAB PLASMA CUTTING TABLE

- Plasma cutting to size or special shapes of all thickness up to 3" thick - 120" x 320"
- Pit Free Dairy Polish

• AMADA FLAT LASER

- Laser cut 72" x 158" up to 3/4" thick

• SHEET AND PLATE POLISHING

- Pit Free Dairy Polish up to 72" wide x 480"

• CUT TO LENGTH 3/8" UP TO 72" WIDE